

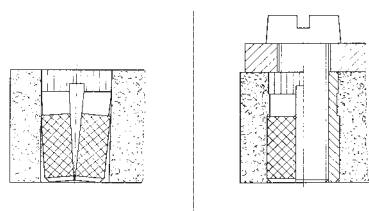
The versions – thread inserts for expansion anchoring **SPREDSERT® 2**



The advantages

- For thermoset parts
 - Knurled flange and diamond knurl ensure high degree of security against twisting and tensile load
 - Screw locking
- Material: Cu Zn 38 Pb 2 (EU 2000/53 compliant)

Principle

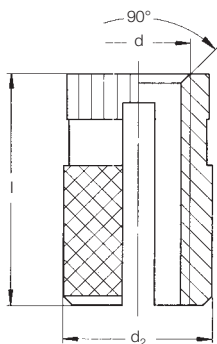


The **SPREDSERT® 2** is inserted into the mounting hole until the retaining flange is completely anchored in the plastic material. In that process, the slotted area is compressed. The radially secured **SPREDSERT® 2** is expanded by the screw so that the diamond knurling penetrates the plastic material and ensures the tight-fit of the thread insert. In this process, the screw is locked.

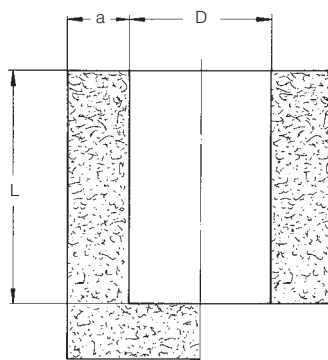
For the additional expansion force, the tightening torque must be increased by 10 %.

Technical data

Type 0837



Mounting hole^①



For installation tools and machines, see pages 39 – 40

d	Order No ^②	l ^③	d ₂	D ^{+0.1} ^④	L _{min.}	a _{min.}
M 3	0837 103 0005	5.0	4.3	3.9	5.5	3.0
M 3.5	0837 135 0064	6.4	5.1	4.7	7.0	3.3
M 4	0837 104 0008	8.0	6.0	5.5	8.5	3.5
M 5	0837 105 0095	9.5	6.8	6.3	10.0	4.0
M 6	0837 106 0127	12.7	8.4	7.9	13.5	5.0

Metric ISO thread according to DIN 13-6H.
Technical modifications reserved.
All dimensions in mm.

Other sizes and special designs on request.

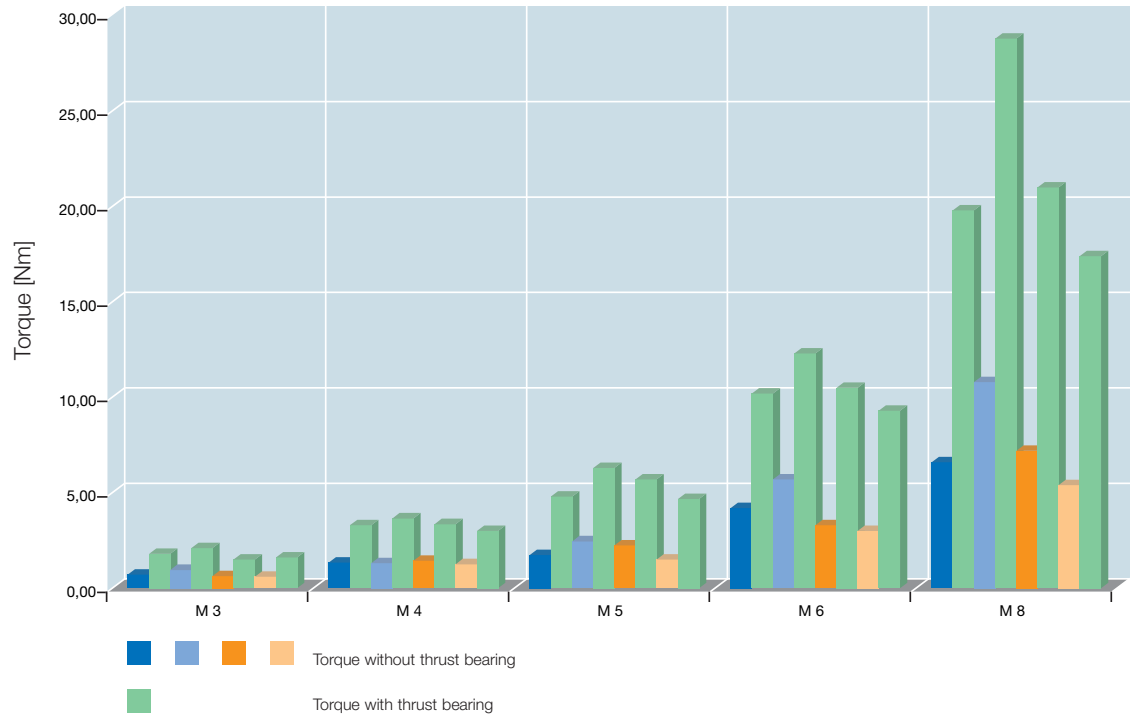
① Guide values: depend on moulding material, may have to be changed after setting trials.
② Minimum quantity on request.

③ Screw contact length = min. insert length (l) + 1p (pitch)

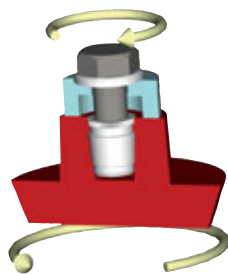
The versions – thread inserts for expansion anchoring **SPREDSERT® 1 + 2**

Technical data

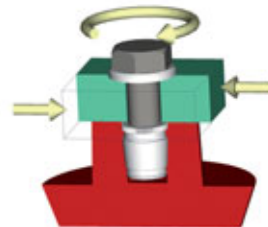
Torque values **SPREDSERT® 1 + 2 / M 3 to M 8**



		M 3	M 4	M 5	M 6	M 8
■ ABS	MA [Nm]	0.72	1.35	1.74	4.20	6.60
■ ABS	MR [Nm]	1.80	3.30	4.80	10.20	19.80
■ PC	MA [Nm]	0.96	1.32	2.46	5.70	10.80
■ PC	MR [Nm]	2.10	3.66	6.30	12.30	28.80
■ PA	MA [Nm]	0.63	1.44	2.25	3.30	7.20
■ PA	MR [Nm]	1.50	3.36	5.70	10.50	21.00
■ PE/PP	MA [Nm]	0.60	1.26	1.50	3.00	5.40
■ PE/PP	MR [Nm]	1.62	3.00	4.68	9.30	17.40



Torque without thrust bearing (MA[Nm])
(jack out)

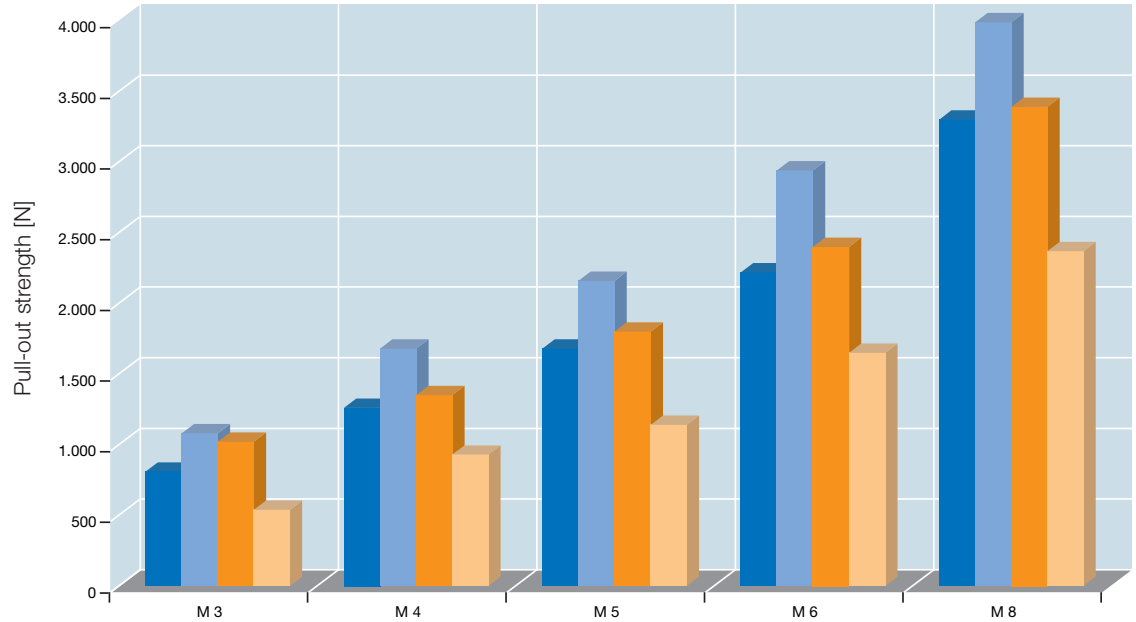


Torque with thrust bearing (MR[Nm])

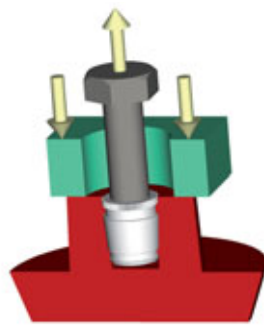
The versions – thread inserts for expansion anchoring **SPREDSERT® 1 + 2**

Technical data

Pull-out values SPREDSERT® 1 + 2 / M 3 to M 8



	M 3	M 4	M 5	M 6	M 8
■ ABS FA [N]	810	1,260	1,680	2,220	3,300
■ PC FA [N]	1,080	1,680	2,160	2,940	3,990
■ PA FA [N]	1,020	1,350	1,800	2,400	3,390
■ PE/PP FA [N]	540	930	1,140	1,650	2,370



Pull-out strength (FA[N])

Technical notes

Indicated values are guide values. We recommend an installation test for the respective application. To be on the safe side, for fibre-reinforced plastics, the strengths of the non-reinforced material should be assumed. If you use brass thread inserts in plastics susceptible to stress cracks (e.g. polycarbonate), we recommend additional surface treatment of the thread inserts (nickel plating or surface coating as required). Strength values for other thread inserts on request.